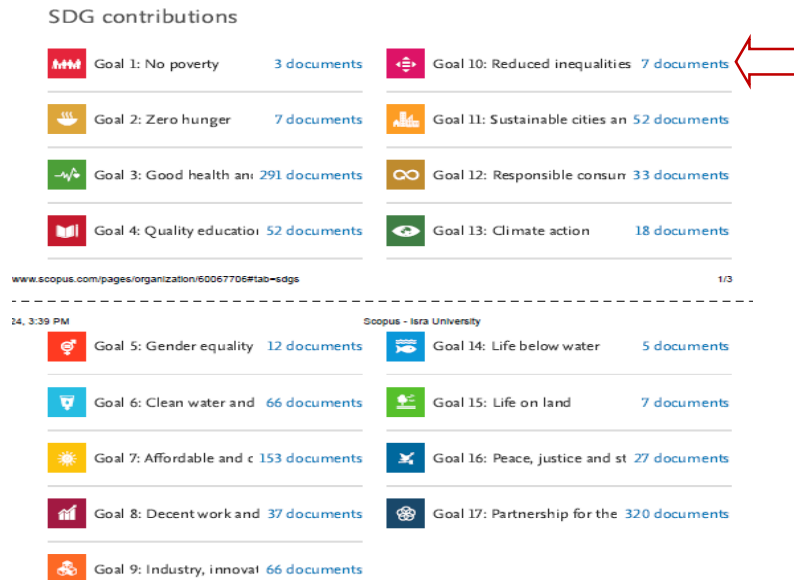




SDG10: REDCED INEQUALITIES

10.1 Reduced Inequalities: CiteScore

According to Scopus, there are seven publications related to Sustainable Development Goal 10 (SDG 10).

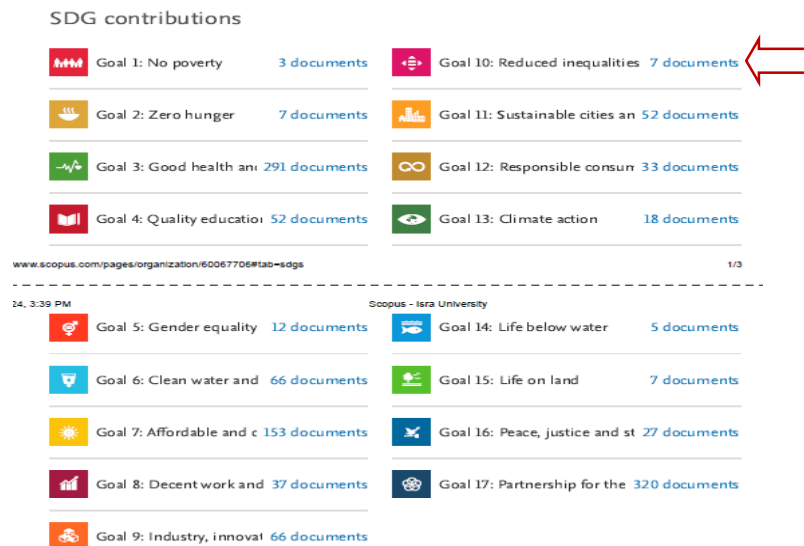


The table shows the journals where publications are located, along with their highest percentiles based on Scopus data. Approximately 14% of the publications are in the top 10% of journals according to the CiteScore metric. There are two publications from 2022 to 2023, which are highlighted.

No.	Article	Cite-Score	<u>Highest percentile</u>
1.	The Lancet, 2024	148.1	99%
2.	2024 IEEE International Conference on Intelligent Techniques in Control, Optimization and Signal Processing, INCOS 2024 - Proceedings, 2024	Conference	
3.	Book chapter Studies in Systems, Decision and Control, 2023	1.6	57%
4.	Book chapter Handbook of Research on Blockchain Technology and the Digitalization of the Supply Chain, 2023	-	-
5.	Management Science Letters, 2020	-	-
6.	Eastern Mediterranean Health Journal, 2018	3.3	75%
7.	International Research Journal of Finance and Economics, 2010	-	-

10.1.2 Reduced Inequalities: FWCI

There are seven publications related to Sustainable Development Goal 10 (SDG 10) indexed in Scopus, with a total of 152 citations.



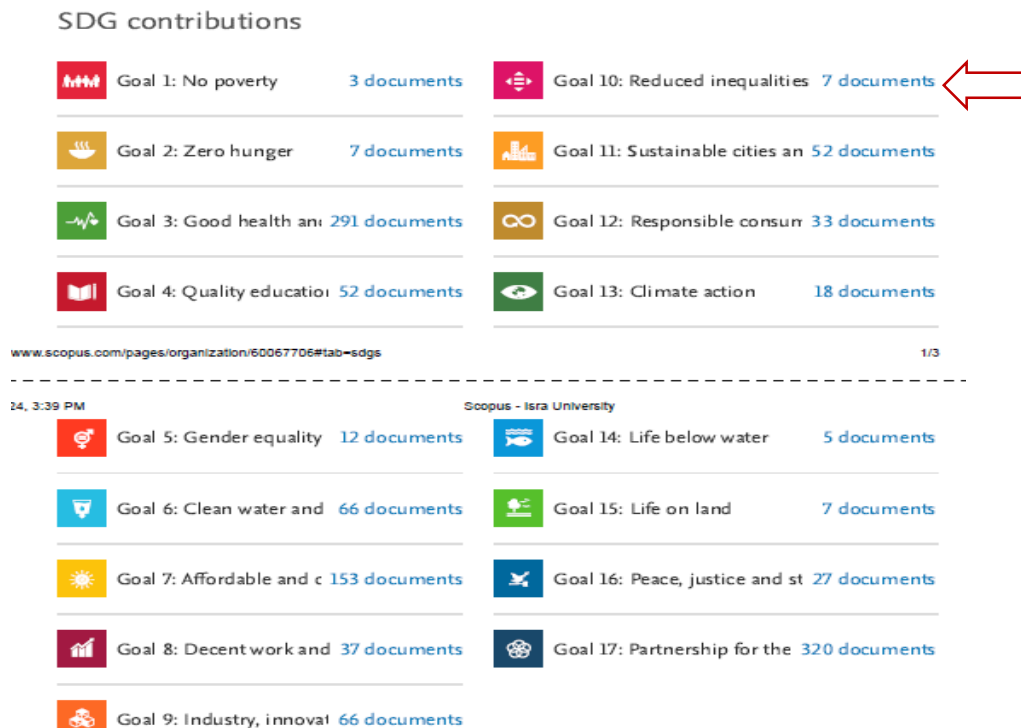
The total citations for the seven papers (152) are shown in the table below. The papers published between 2022 and 2023 are highlighted.

No.	Article	Number of citations
1	Global fertility in 204 countries and territories, 1950–2021, with forecasts to 2100: a comprehensive demographic analysis for the Global Burden of Disease Study 2021 Bhattacharjee, N.V., Schumacher, A.E., Aali, A., ...Shujait Ali, S.S., Alif, S.M. The Lancet, 2024	36
2	Conference Paper Human-Robot Collaboration in the Workplace: Assessing the Impact on Employee Well-Being and Productivity Tripathi, M.A., Sawant, P.D., Kaur, H., ...Chandel, P.S., Balakumar, A. 2024 IEEE International Conference on Intelligent Techniques in Control, Optimization and Signal Processing, INCOS 2024 - Proceedings, 2024	1
3	Book Chapter Assessing the Impact of Macroeconomic Indicators in the Resilience of Jordanian Commercial Banks Amid COVID-19 Pandemic Swiety, I.A., Ali, M.S., Al-Fasfus, F.S., Alattar, K., Zarban, A. Studies in Systems, Decision and Control, 2023	1
4	Book Chapter Blockchain-Based Secure Transactions	3

No.	Article	Number of citations
	Kawsalya, M., Senthil Kumar, A.V., Akash, V., ...Masadeh, S.R., Rawat, A. Handbook of Research on Blockchain Technology and the Digitalization of the Supply Chain, 2023	
5	Organisational justice and its impact on job satisfaction: Evidence from transportation industry Al-Douri, Z. Management Science Letters, 2020	39
6	Health challenges and access to health care among syrian refugees in Jordan: A review Défis en matière de santé et d'accès aux soins pour les réfugiés syriens en Jordanie: Analyse Dator, W.L.T., Abunab, H.Y., Dao-Ayen, N.T. Eastern Mediterranean Health Journal, 2018	72
7	New financial analysis approach using instrumental variables for measuring the effect of remittances with respect to labour migration, workers' remittances and economic activity Samari, A.A.L., Almatarneh, B.J., Safi, W., Matarneh, R.J.O. International Research Journal of Finance and Economics, 2010	-
Total		152

10.1.3 Reduced Inequalities: publications

According to Scopus, Isra University has published seven papers related to Sustainable Development Goal 10 (SDG 10).



The seven published papers related to Sustainable Development Goal 10, based on the Scopus report, are presented below.

No.	Article
1.	Global fertility in 204 countries and territories, 1950–2021, with forecasts to 2100: a comprehensive demographic analysis for the Global Burden of Disease Study 2021 Bhattacharjee, N.V., Schumacher, A.E., Aali, A., ...Shujait Ali, S.S., Alif, S.M. The Lancet, 2024
2.	Conference Paper Human-Robot Collaboration in the Workplace: Assessing the Impact on Employee Well-Being and Productivity Tripathi, M.A., Sawant, P.D., Kaur, H., ...Chandel, P.S., Balakumar, A. 2024 IEEE International Conference on Intelligent Techniques in Control, Optimization and Signal Processing, INCOS 2024 - Proceedings, 2024
3.	Book Chapter Assessing the Impact of Macroeconomic Indicators in the Resilience of Jordanian Commercial Banks Amid COVID-19 Pandemic Swiety, I.A., Ali, M.S., Al-Fasfus, F.S., Alattar, K., Zarban, A. Studies in Systems, Decision and Control, 2023
4.	Book Chapter Blockchain-Based Secure Transactions Kawsalya, M., Senthil Kumar, A.V., Akash, V., ...Masadeh, S.R., Rawat, A. Handbook of Research on Blockchain Technology and the Digitalization of the Supply Chain, 2023
5.	Organisational justice and its impact on job satisfaction: Evidence from transportation industry Al-Douri, Z. Management Science Letters, 2020
6.	Health challenges and access to health care among syrian refugees in Jordan: A review Défis en matière de santé et d'accès aux soins pour les réfugiés syriens en Jordanie: Analyse Dator, W.L.T., Abunab, H.Y., Dao-Ayen, N.T. Eastern Mediterranean Health Journal, 2018
7.	New financial analysis approach using instrumental variables for measuring the effect of remittances with respect to labour migration, workers' remittances and economic activity Samari, A.A.L., Almatarneh, B.J., Safi, W., Matarneh, R.J.O. International Research Journal of Finance and Economics, 2010

10.2 First-generation students

To see how the university is addressing economic inequality, we measure the number of students starting a degree who identify as being the first person in their immediate family to attend university, divided by the total number of students starting a degree. All data are provided as full-time equivalents.

10.2.1 Indicator: Proportion of first-generation students

Number of students starting a degree

The total number of students starting a degree at Isra University in 2023 is 1,099 undergraduate students and 94 graduate students. These represent the FTE number of students enrolled in 2023.



Admission and Registration Department

Number Of Students Registered In The Second Semester Of The 2022-2023 Academic Year

Bachelor's Programs		Number of students starting a BSc degree 2022-2023 Academic Year				
College	Programs	Number of students starting a BSc degree 2022-2023 Academic Year			Female percent	Male percent
		Female	Male	Total		
Art	English Language and Literature	40	16	56	71%	29%
	Translation	40	17	57	70%	30%
	Arabic Language & Literature	21	36	57	37%	63%
	Psychology	45	6	51	88%	12%
Business	Business Administration	13	28	41	32%	68%
	Banking and Financial Management	14	0	14	100%	0%
	Digital Marketing	18	16	34	53%	47%
	Accounting	21	31	52	40%	60%
Law	Management Information Systems	32	12	44	73%	27%
	Law	46	53	99	46%	54%
Information Technology	Cyber Security	10	36	46	22%	78%
	Data science and Artificial Intelligence	9	14	23	39%	61%
	Computer Science/Computer Network	1	2	3	33%	67%
	Computer Science /Computer Science	7	30	37	19%	81%
	Computer Science/Multimedia Systems	4	4	8	50%	50%
	Computer Information Systems	1	4	5	20%	80%
Nursing	Software Engineering	19	53	72	26%	74%
	Nursing	35	19	54	65%	35%
Pharmacy	Pharmacy	49	32	81	60%	40%
Science	Mathematics	10	2	12	83%	17%
	Physics	0	1	1	0%	100%
	Chemistry	31	10	41	76%	24%
Educational Sciences	Child Education	12	0	12	100%	0%
	Classroom Teacher	47	1	48	98%	2%
Engineering	Civil Engineering	1	7	8	13%	88%
	Renewable Energy Engineering	0	3	3	0%	100%
	Communication and Electronics Engineering	1	6	7	14%	86%
	Architecture Engineering	5	0	5	100%	0%
Allied Medical Sciences	Physiotherapy	21	36	57	37%	63%
	Respiratory Therapy	8	5	13	62%	38%
	Anesthesiology and Resuscitation	37	16	53	70%	30%
	Technology of Radiation Imaging	2	3	5	40%	60%
Total		600	499	1,099	55%	45%

Number Of Graduate Students Registered In The Second Semester Of The 2022-2023 Academic Year

College	Programs	Number of students starting a Graduate degree 2022-2023 Academic Year				
		Female	Male	Total	Femal Percent	mail Percent
Art	English Language and Literature	6	0	6	100%	0%
	Arabic Language & Literature	9	4	13	69%	31%
Business	Business Administration	4	3	7	57%	43%
	Smart Businesses	4	0	4	100%	0%
	Accounting	2	1	3	67%	33%
Law	Law	12	8	20	60%	40%
Information Technology	Software Engineering	1	2	3	33%	67%
Nursing	Chronic Care Nursing	4	0	4	100%	0%
Pharmacy	Pharmaceutical Sciences	9	0	9	100%	0%
Educational Sciences	Master kindergartens	0	0	0		
	Educational Sciences diploma	13	4	17	76%	24%
Engineering	Engineering Project Management	3	5	8	38%	63%
	Structural Engineering	0	0	0		
Total		67	27	94	71%	29%

Number of first-generation students starting a degree

We don't have the exact number of first-generation students starting a degree, so we distributed a questionnaire to a sample of students to determine their percentage, as shown in the table below.

The Result	
The number of questionnaire responses is:	341
The percentage of all students who are the first generation in the study is:	41.94
The percentage of female students who are the first generation in the study is:	44.97
The percentage of male students who are the first generation in the study is:	38.16

10.3 International students from developing countries (Year: 2023)

10.3.1 Indicator: Proportion of international students from developing countries

According to the World Bank, Egypt, the West Bank and Gaza, and Lebanon are classified as lower-middle-income countries, while Sudan, Syria, and Yemen are categorised as low-income countries. Isra University attracts students from neighbouring low-income countries, including Egypt, the West Bank and Gaza, Lebanon, Sudan, Syria, and Yemen. The attached table illustrates the number of registered students in the second semester of the 2022-2023 academic year by nationality. In 2023, the total number of students registered at Isra University, which includes Jordanian students, is 5,343. Among these, 1,273 are international students. Notably, 65% of the international students come from low or lower-middle-income countries, specifically from Egypt, the West Bank and Gaza, Lebanon, Sudan, Syria, and Yemen.

Isra University is committed to providing educational opportunities for low-income students from local and regional areas. The university offers incentives and discounts to all undergraduate and graduate students, regardless of nationality (*as shown in the table*). **Non-Jordanian students enjoy the same benefits as Jordanian students**, including **transportation services, health insurance, and access to health center and pharmacy services**.

Percentage of College Tuition Discounts Undergraduate Programs Year 2022/2024		
College	Percentage of Tuition Discounts	Programs
Arts	50%	<ul style="list-style-type: none"> English Language and Literature Translation Psychology



Admission and Registration Department - دائرة القبول والتسجيل

أعداد الطلبة المسجلين في الفصل الدراسي الثاني من العام الجامعي ٢٢-٢٣.٢٠٢٢ حسب الجنسية
Number of registered students in the second semester of the academic year 2022-2023 by nationality

المجموع الكلي Total	الدرجة العلمية - Academic degree			الجنسية - Nationality	#
	الماجستير MSc	الدبلوم العالي Advanced Diploma	البكالوريوس Bachelor		
4070	304	48	3718	الأردنية - Jordanian	1
2	0	0	2	الإسرائيلية - Israeli	2
1	0	0	1	الإماراتية - UAE	3
1	0	0	1	التركية - Turkish	4
28	5	0	23	السعودية - Saudi Arabia	5
4	0	0	4	السودانية - Sudanese	6
141	10	0	131	السورية - Syrian	7
53	7	0	46	العراقية - Iraqi	8
352	1	0	351	عمانية - Omani	9
225	8	0	217	الفلسطينية - Palestinian	10
1	0	0	1	الليبنانية - Lebanese	11
3	1	0	2	الليبية - Libyan	12
457	7	0	450	مصرية - Egyptian	13
1	0	0	1	المغربية - Moroccan	14
3	0	0	3	اليمنية - Yemeni	15
1	0	0	1	أوكرانية - Ukrainian	16
5343	343	48	4952	المجموع الكلي - ToTal	

	40%	<ul style="list-style-type: none"> • Arabic Language & Literature
Business	50%	<ul style="list-style-type: none"> • Business Administration • Banking and Financial Management • Digital Marketing • Accounting • Management Information Systems
Law	40%	<ul style="list-style-type: none"> • Law
Engineering	60%	<ul style="list-style-type: none"> • Civil Engineering • Architecture Engineering
	50%	<ul style="list-style-type: none"> • Renewable Energy Engineering • Communication and Electronics Engineering
Pharmacy	50%	<ul style="list-style-type: none"> • Pharmacy
Information Technology	50%	<ul style="list-style-type: none"> • Cyber Security • Data Science and Artificial Intelligence • Computer Science\Computer Network • Computer Science \Computer Science • Computer Science\Multimedia Systems • Computer Information Systems • Software Engineering
Educational Sciences	50%	<ul style="list-style-type: none"> • Child Education • Classroom Teacher
Nursing	45% Male 50% Female	<ul style="list-style-type: none"> • Nursing
Sciences	50%	<ul style="list-style-type: none"> • Mathematics • Physics
	45%	<ul style="list-style-type: none"> • Chemistry
Allied Medical Sciences	50%	<ul style="list-style-type: none"> • Physiotherapy • Respiratory Therapy • Technology of Radiation Imaging
	40%	<ul style="list-style-type: none"> • Anesthesiology and Resuscitation
Percentage of College Tuition Discounts Graduate Programs Year 2022/2024		
College	Percentage of Tuition Discounts	Programs
Arts	<ul style="list-style-type: none"> - Excellent 70% - Very good 65% - Good 60% 	<ul style="list-style-type: none"> • English Language and Literature • Arabic Language & Literature
Business	50%	<ul style="list-style-type: none"> • Business Administration • Accounting • Smart Business
Law	<ul style="list-style-type: none"> - Excellent 65% - Very good 60% - Good 55% 	<ul style="list-style-type: none"> • Law
Engineering	50%	<ul style="list-style-type: none"> • Engineering Project Management • Structural Engineering
Pharmacy	50%	<ul style="list-style-type: none"> • Pharmaceutical Sciences

Information Technology	50%	• Software Engineering
Educational Sciences	50%	• Master Kindergartens • Educational Sciences Diploma
Nursing	– Excellent 70% – Very good 65% – Good 60%	• Chronic Care Nursing

10.4 Proportion of students with disabilities

10.4.1 Indicator: Proportion of students with disabilities

According to reports from the Admissions and Registration Department at Isra University, a total of 1,193 students are enrolled for the year 2023. This number includes 1,099 undergraduate students and 94 graduate students (the tables provided show the student enrolment data for the year 2023). Overall, the total number of students across all degree levels is 5,343.



Admission and Registration Department

Number Of Students Registered In The Second Semester Of The 2022-2023 Academic Year

Bachelor's Programs		Number of students starting a BSc degree 2022-2023 Academic Year				
College	Programs	Female	Male	Total	Female percent	Male percent
Art	English Language and Literature	40	16	56	71%	29%
	Translation	40	17	57	70%	30%
	Arabic Language & Literature	21	36	57	37%	63%
	Psychology	45	6	51	88%	12%
Business	Business Administration	13	28	41	32%	68%
	Banking and Financial Management	14	0	14	100%	0%
	Digital Marketing	18	16	34	53%	47%
	Accounting	21	31	52	40%	60%
	Management Information Systems	32	12	44	73%	27%
Law	Law	46	53	99	46%	54%
Information Technology	Cyber Security	10	36	46	22%	78%
	Data science and Artificial Intelligence	9	14	23	39%	61%
	Computer Science/Computer Network	1	2	3	33%	67%
	Computer Science \Computer Science	7	30	37	19%	81%
	Computer Science/Multimedia Systems	4	4	8	50%	50%
	Computer Information Systems	1	4	5	20%	80%
	Software Engineering	19	53	72	26%	74%
Nursing	Nursing	35	19	54	65%	35%
Pharmacy	Pharmacy	49	32	81	60%	40%
Science	Mathematics	10	2	12	83%	17%
	Physics	0	1	1	0%	100%
	Chemistry	31	10	41	76%	24%
Educational Sciences	Child Education	12	0	12	100%	0%
	Classroom Teacher	47	1	48	98%	2%
Engineering	Civil Engineering	1	7	8	13%	88%
	Renewable Energy Engineering	0	3	3	0%	100%
	Communication and Electronics Engineering	1	6	7	14%	86%
	Architecture Engineering	5	0	5	100%	0%
Allied Medical Sciences	Physiotherapy	21	36	57	37%	63%
	Respiratory Therapy	8	5	13	62%	38%
	Anaesthesiology and Resuscitation	37	16	53	70%	30%
	Technology of Radiation Imaging	2	3	5	40%	60%
Total		600	499	1,099	55%	45%

Number Of Graduate Students Registered In The Second Semester Of The 2022-2023 Academic Year

College	Programs	Number of students starting a Graduate degree 2022-2023 Academic Year				
		Female	Male	Total	Femil Percent	mail Percent
Art	English Language and Literature	6	0	6	100%	0%
	Arabic Language & Literature	9	4	13	69%	31%
Business	Business Administration	4	3	7	57%	43%
	Smart Businesses	4	0	4	100%	0%
	Accounting	2	1	3	67%	33%
Law	Law	12	8	20	60%	40%
Information Technology	Software Engineering	1	2	3	33%	67%
Nursing	Chronic Care Nursing	4	0	4	100%	0%
Pharmacy	Pharmaceutical Sciences	9	0	9	100%	0%
Educational Sciences	Master kindergartens	0	0	0		
	Educational Sciences diploma	13	4	17	76%	24%
Engineering	Engineering Project Management	3	5	8	38%	63%
	Structural Engineering	0	0	0		
Total		67	27	94	71%	29%

Although no students with disabilities are currently enrolled, the university provides services and prepares the buildings to Facilities to adapt them to the requirements of the disabled to assist these students. Additionally, there is a guide available for disabled students. The university fully complies with the "Rights of Persons with Disabilities" Law No. (20) of 2017. It is actively preparing its buildings and facilities to meet the needs of individuals with disabilities. This proactive approach ensures that the university is ready for any future students with disabilities who may enrol. [\(attached\)](#)

Source: Law No. (20) of 2017

https://www.mol.gov.jo/ebv4.0/root_storage/ar/eb_list_page/%D9%82%D8%A7%D9%86%D9%88%D9%86_%D8%AD%D9%82%D9%88%D9%82_%D8%A7%D9%84%D8%A7%D8%B4%D8%AE%D8%A7%D8%B5_%D8%B0%D9%88%D9%8A_%D8%A7%D9%84%D8%A7%D8%B9%D8%A7%D9%82%D8%A9_2017.pdf

10.5 Proportion of employees with disabilities

10.5.1 Indicator: Proportion of employees with disabilities

According to the Human Resources department at Isra University, the total number of employees is 656, with 408 staff and 248 faculty members. It is important to note that there are currently no employees with disabilities at the university. This absence is not a result of any form of discrimination. In fact, the university complies with Jordan's liberal laws, which prohibit discrimination based on disabilities, as outlined in the Law on the Rights of Persons with Disabilities No. (20) of 2017.

Source:

https://www.mol.gov.jo/ebv4.0/root_storage/ar/eb_list_page/%D9%82%D8%A7%D9%86%D9%88%D9%86%D8%AD%D9%82%D9%88%D9%82%D8%A7%D9%84%D8%A7%D8%B4%D8%AE%D8%A7%D8%B5%D8%B0%D9%88%D9%8A%D8%A7%D9%84%D8%A7%D8%B9%D8%A7%D9%82%D8%A9_2017.pdf

The university fully respects these laws and is preparing its buildings and facilities to meet the requirements of individuals with disabilities. This ensures readiness for the future if the university hires employees with disabilities.

10.6 Measures against discrimination

- Enrolment at Isra University is non-discriminatory towards men and women. This is evident from the percentage of females enrolled in graduate programs, which is 71%, compared to 55% for undergraduate programs.
- Employees of Isra Universities pay men and women equally for the same positions. This is according to the Working Women's Rights in Jordanian Labor Law | Jordanian National Commission for Women.

Source: Working Women's Rights in Jordanian Labor Law

<https://www.women.jo/ar/node/8201>

Additionally, female faculty members constitute approximately ~43% of the total faculty.

Academic Rank	Female	Male	Total
Professor	32	10	42
Associate Professor	19	59	78
Assistant Professor	41	84	125
Lecturer	24	7	31
Total	116	160	276

- Enrolment at Isra University is inclusive of low-income students, as the university actively supports them by providing grants and discounts for both undergraduate and graduate programs. All enrolled students, regardless of their financial background, receive a percentage discount based on their specific programs. The attached table outlines the grants and tuition discounts awarded to both graduate and undergraduate students, categorised by their respective programs.

Value of College Tuition Discounts Graduate and Undergraduate Programs Year 2022/2023	
College	Value of College Tuition Discounts (JOD)
Arts	490153.25
Business	508813
Law	263500.5
Engineering	244936.75
Pharmacy	400650
Information Technology	262287
Educational Sciences	425750
Nursing	130504
Sciences	64395
Allied Medical Sciences	646277.5
Total	3,437,267.0

Moreover, the university offers a comprehensive health system for students and staff, including access to a variety of health services and referrals to top hospitals in the Kingdom for specialised treatment. Furthermore, a dedicated medical department on campus has been established, featuring emergency rooms and a well-stocked pharmacy that provides free medications daily. The university prioritises student health, ensuring timely transfers to reputable hospitals, when necessary, with ambulance services available for transport.

Source: <https://www.iu.edu.jo/index.php/ar/about-health-care>

Source: <https://app.iu.edu.jo/healthcare/Default.aspx>

The university also provides free Transportation: The bus routes at Isra University connect various governorates and rural areas, including *Al-Karak, Madaba, Na'ur, As-Salt, Zarqa, Russeifa, as well as Amman City* with the university. This service provides residents of these areas with convenient access to and from the university.

- Although there are no disabled students at the university, the university commits to the Law on the Rights of Persons with Disabilities No. (20) of 2017.

Source: Law on the Rights of Persons with Disabilities

https://www.mol.gov.jo/ebv4.0/root_storage/ar/eb_list_page/%D9%82%D8%A7%D9%86%D9%88%D9%86%D8%AD%D9%82%D9%88%D9%82%D8%A7%D9%84%D8%A7%D8%B4%D8%AE%D8%A7%D8%B5%D8%B0%D9%88%D9%8A%D8%A7%D9%84%D8%A7%D8%B9%D8%A7%D9%82%D8%A9_2017.pdf

Therefore, the university is preparing its buildings and facilities to meet the requirements of individuals with disabilities. The university has procedures and regulations in place to facilitate and support blind students.

Admission and Registration Department - دائرة القبول والتسجيل

أعداد الطلبة المسجلين في الفصل الدراسي الثاني من العام الجامعي ٢٠٢٢-٢٠٢٣ حسب الجنسية
Number of registered students in the second semester of the academic year 2022-2023 by nationality

04-11-2024

المجموع الكلي Total	الدرجة العلمية - Academic degree			الجنسية - Nationality	#
	الماجستير MSc	الدبلوم العالي Advanced Diploma	البكالوريوس Bachelor		
4070	304	48	3718	الأردنية - Jordanian	1
2	0	0	2	الإسرائيلية - Israeli	2
1	0	0	1	الإماراتية - UAE	3
1	0	0	1	التركية - Turkish	4
28	5	0	23	السعودية - Saudi Arabia	5
4	0	0	4	السودانية - Sudanese	6
141	10	0	131	السورية - Syrian	7
53	7	0	46	العراقية - Iraqi	8
352	1	0	351	عمانية - Omani	9
225	8	0	217	الفلسطينية - Palestinian	10
1	0	0	1	اللبنانية - Lebanese	11
3	1	0	2	الليبية - Libyan	12
457	7	0	450	المصرية - Egyptian	13
1	0	0	1	المغربية - Moroccan	14
3	0	0	3	اليمنية - Yemeni	15
1	0	0	1	أوكرانية - Ukrainian	16
5343	343	48	4952	المجموع الكلي - ToTal	

- Ultimately, the university welcomes newly settled refugee students. The table below clearly shows that there are refugee students including Syria, Sudan, Yemen, and even Ukraine.

To provide opportunities for blind students, Al-Isra University's Council of Deans has approved procedures for their support, as outlined in Decision No. (10-38/2020/2021). These procedures are designed specifically to address the needs of blind students and include the following guidelines:

- 1. Identifying blind students through the university application form.*
- 2. Identifying cases through the Admissions and Registration Department and transferring them to relevant departments after they complete the questionnaire for students with disabilities.*
- 3. Appoint a specialised academic advisor to guide blind students and monitor all their academic affairs.*
- 4. The specialised academic advisor will communicate with all teachers of the academic subjects to ensure that student's needs are taken into account.*
- 5. Providing audio recordings of lectures for students to follow along with the academic subjects.*